

Lockhart Police Department

Annual Racial Profiling Comprehensive Report: 2021



Introduction

This report contains the 2021 motor vehicle traffic stops data compiled by the Lockhart Police Department. The department maintains a strong stance against racial profiling; the policy and practice are to provide law enforcement services and to enforce the law equally and fairly without discrimination toward any individuals or group. In 2021 Lockhart Police department had a complaint process where any allegations of racial profiling can be brought forward for investigation.

This report contains the following:

- Motor Vehicle stops by year and by race/ethnicity
- Whether race or ethnicity was known prior to stop
- Was search conducted
- Result of searches by year, by race/ethnicity and by type of searches
- Search results (hit rate) -by year and by race/ethnicity

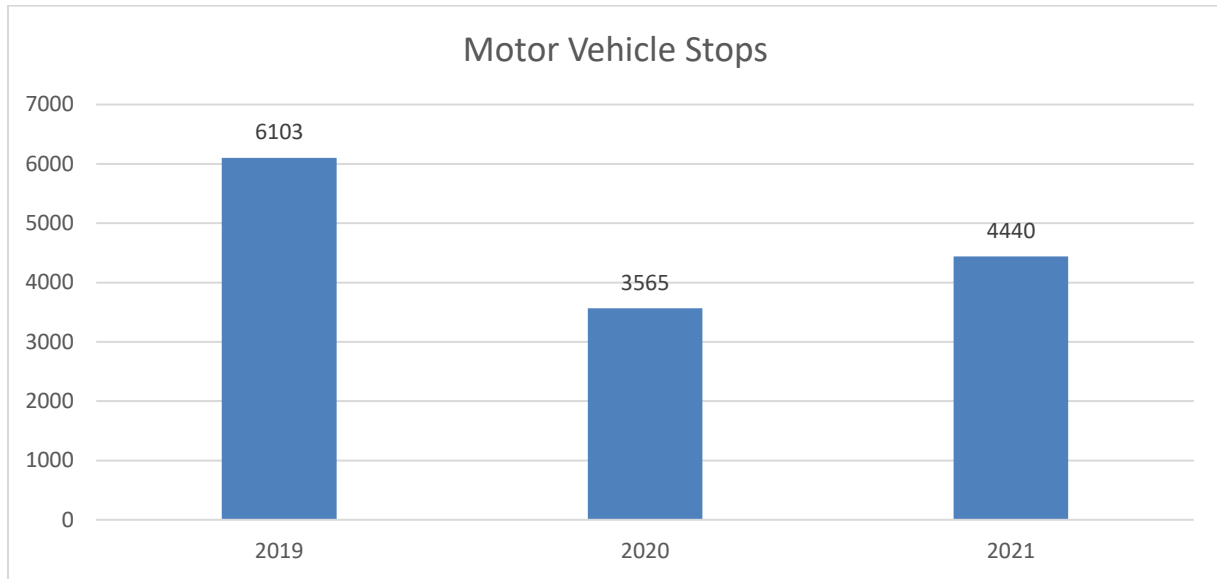
Changes in this year's reporting:

There were no changes in 2021 to Racial Profiling policy or report methodology. The racial profiling law's definition for "race or ethnicity" condensed to include only: Alaska Native or American Indian; Asian or Pacific Islander; Black; White; and Hispanic or Latino. T.C.O.L.E. does not establish guidelines on how to report races outside its definition. Therefore, LPD has chosen to exclude these stops from the report to T.C.O.L.E. to preserve the actual counts of the reportable races.

This full report will continue to provide a more comprehensive representation of LPD stop and search data and include a comparative analysis of all traffic stops.

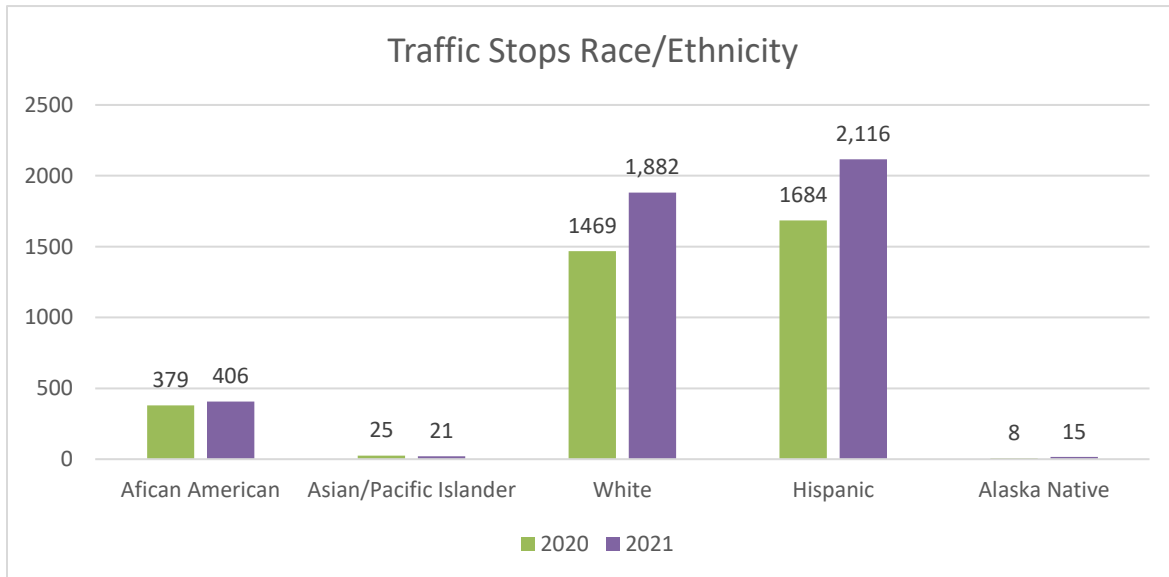
Motor vehicle stops.

As shown in the following chart, motor vehicle stops increase 20% from 2020 to 2021.



Traffic Stops Race/Ethnicity

Stops by race/ethnicity in 2021 are like those stops reported in 2020. Hispanic Drivers were stopped 48% of the time. African American were stopped 9% of the time and White drivers were stopped 42% of the time.

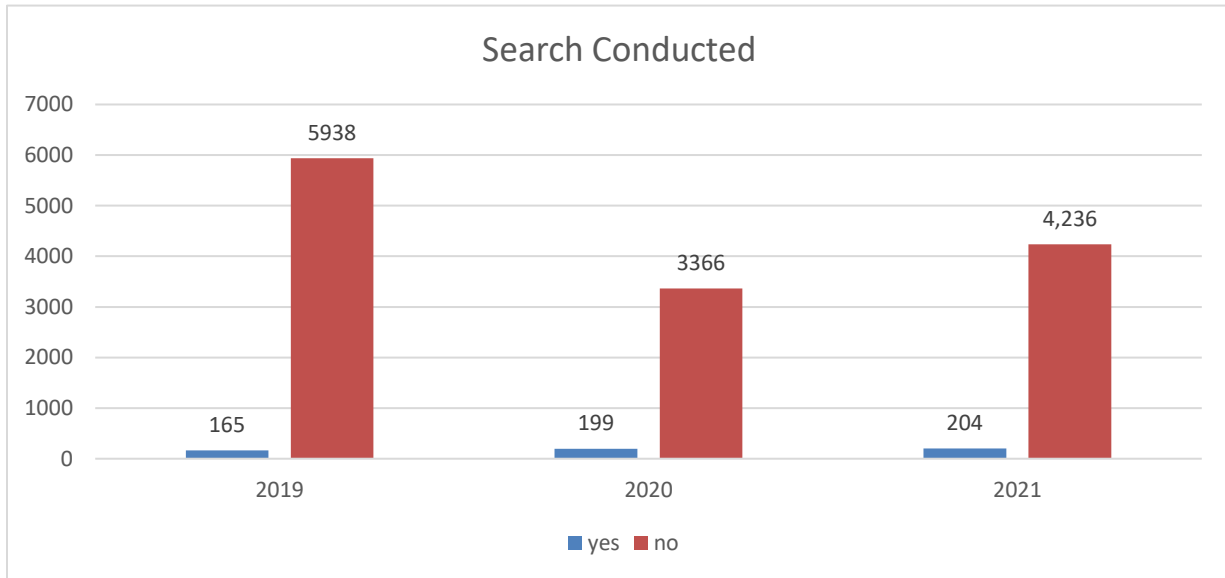


Was race or ethnicity known prior to stop?

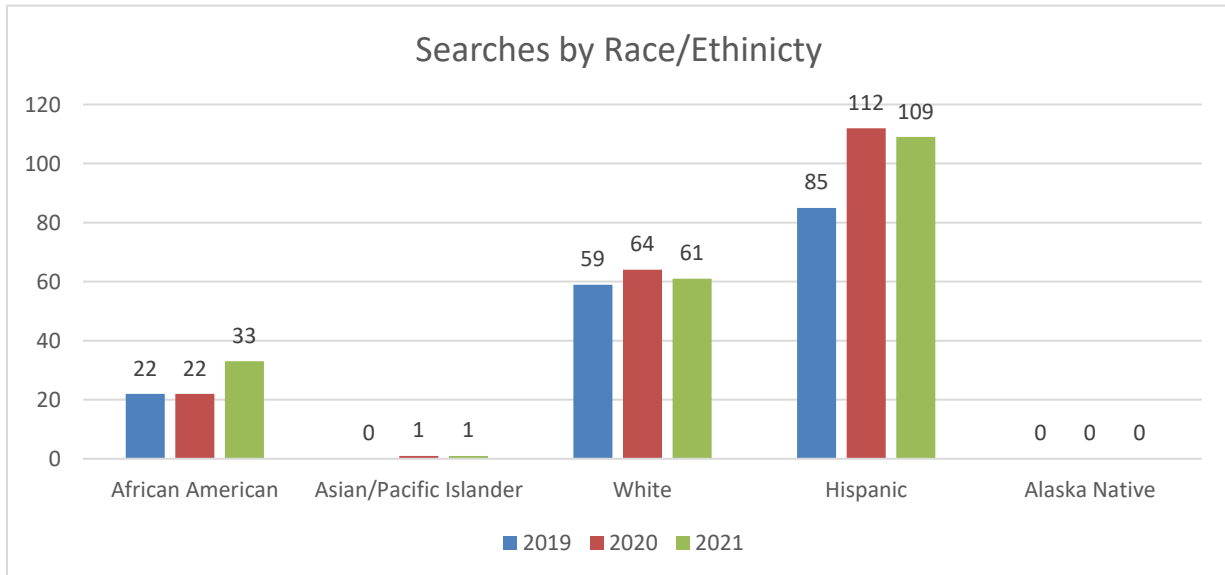
- Yes – 38 = .85%
- No - 4402 = 99.14%

Searches resulting from motor vehicle stops:

The number of searches resulting from motor vehicle stops increased from 199 in 2020 to 204 in 2021. The search rate (searches as a percent of stops) was 4.5% during 2021, down slightly from 5.5% during 2020.

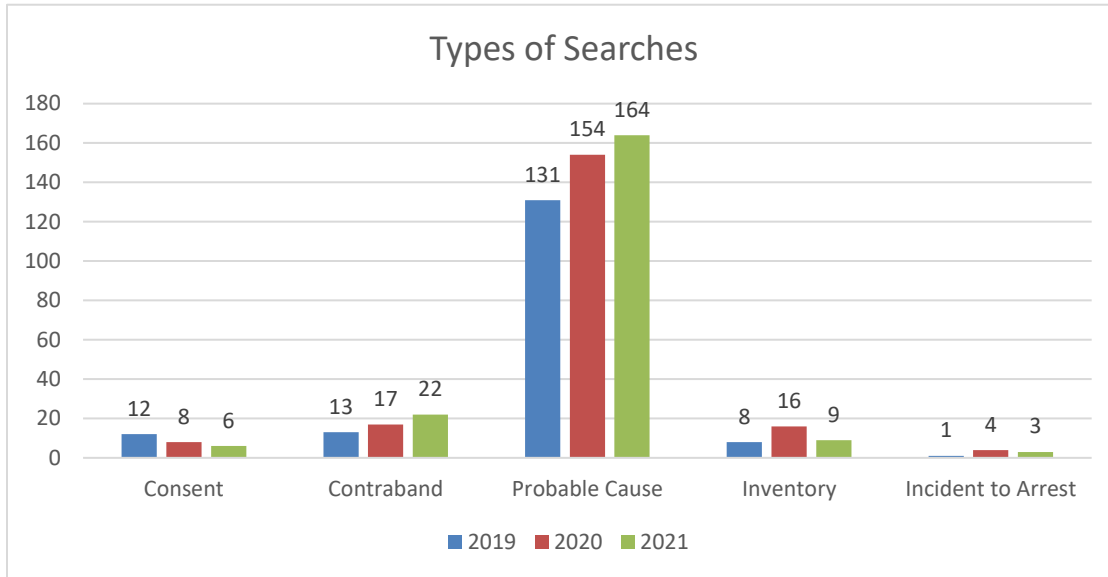


Search type and race/ethnicity.



53% of those searches were Hispanic drivers (109), 30% of those searches were White drivers (61) and 16% of those searches were African American drivers (33).

The chart below shows the types of searches.

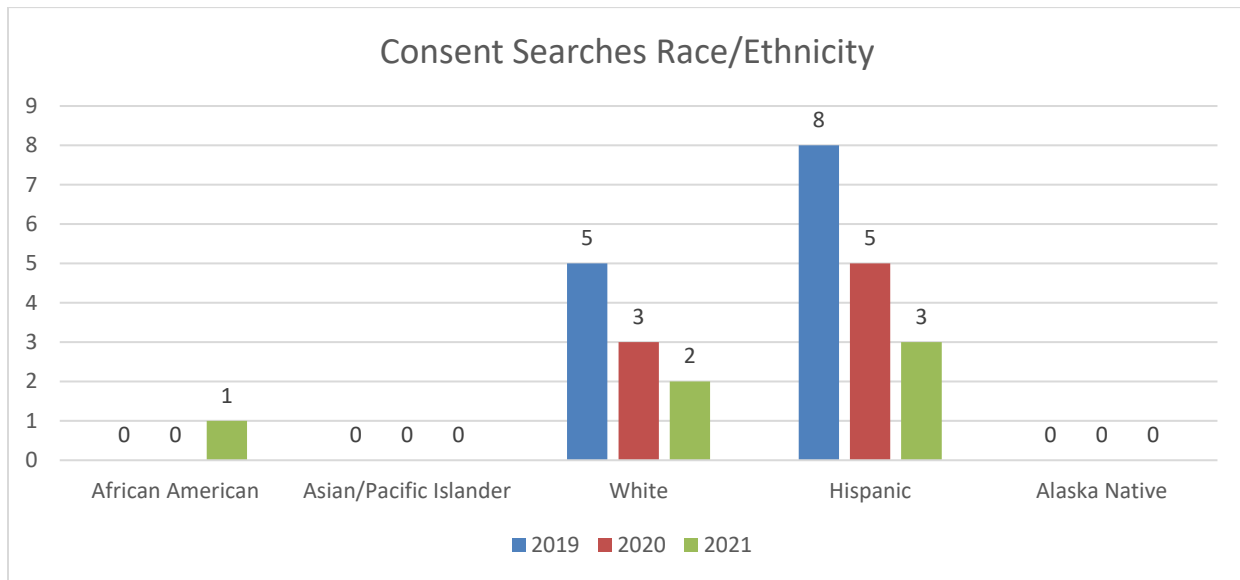
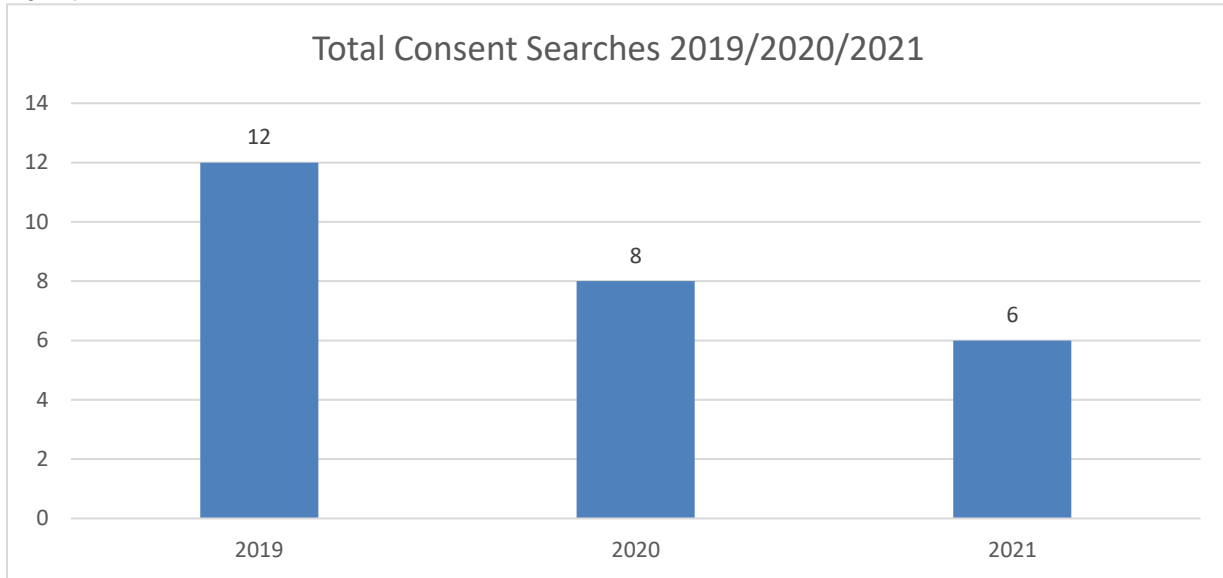


Consent searches resulting from motor vehicle stops.

Searches that result from motor vehicle stops can be categorized as consent or non-consent searches:

- Consent searches are discretionary searches they occur when the officer asks for permission to conduct the search and the citizen consents to be searched. Under most circumstances, a driver must give permission for a search in writing before a consent search can be initiated.
- Non-consent searches are non-discretionary searches and occur after an arrest or if the officer develops probable cause. Probable cause requires reasonable grounds to suspect a person has committed or is committing a crime and gives an officer the legal authority to search without consent.

Consent searches have consistently been decreasing from 12 in 2019, 8 in 2020 and 6 in 2021.



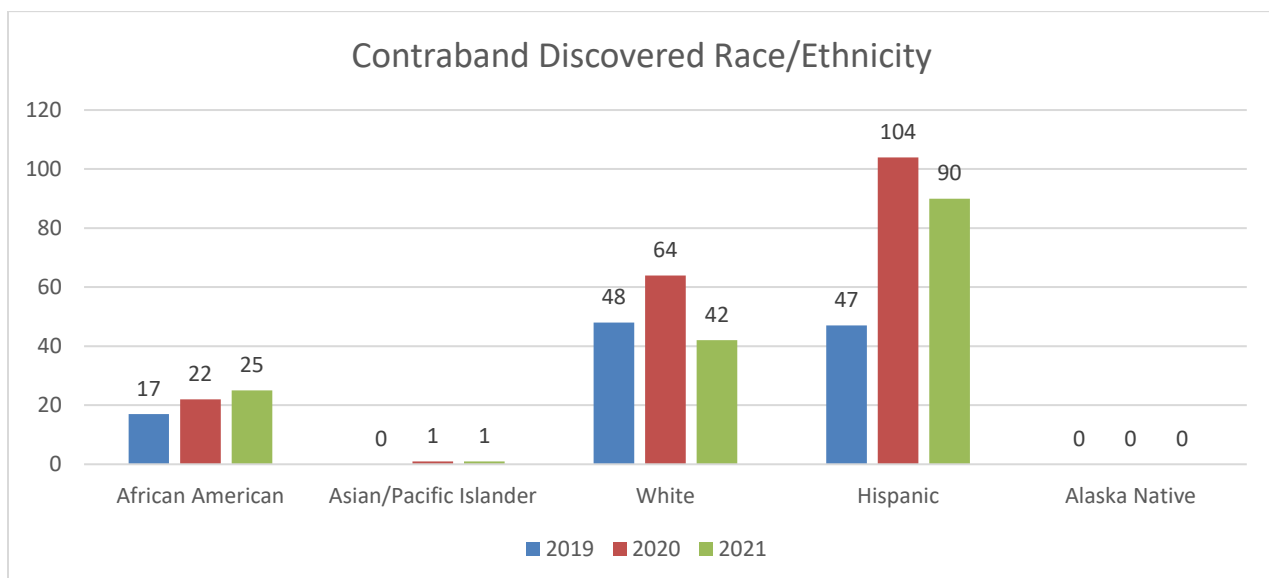
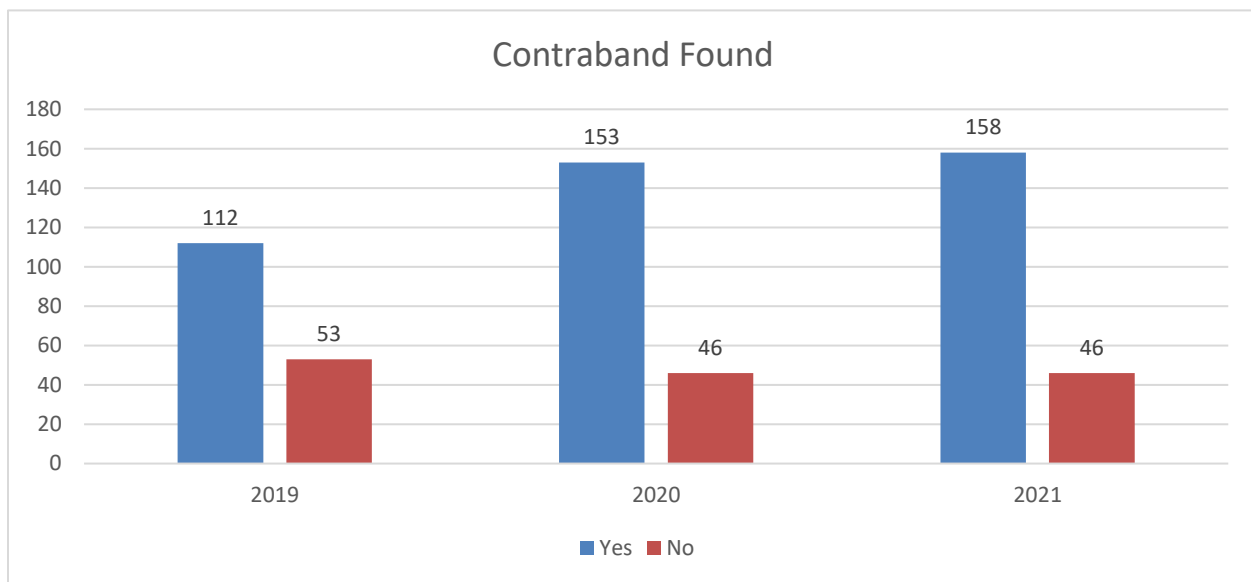
Hispanic drivers were search by consent three times or .014% of total searches. White drivers were search by consent 2 times or .009% and African American drivers were search by consent one time or .004%

LPD Policy on (Search and Seizure, Consent) reinforces those officers should be deliberate when making search decisions:

Officers should be aware that overuse of the consent search can negatively impact the Department's relationship with our community and only request a consent search when they have an articulable reason why they believe the search is necessary and likely to produce evidence related to an investigation.

Searches resulting from motor vehicle stops productive rates.

Productive searches are searches where contraband is found (e.g., drugs or weapons). The chart below shows that, for all searches, productivity was 68% in 2019, 77% in 2020 and 77% in 2021.



Lockhart Police Department

| 01. Total Traffic Stops | | 4,440 | |
|---|------------------------------------|-------|--------|
| 02. Location of Stop | | | |
| a. | City Street | 2,657 | 59.84% |
| b. | US Highway | 1,397 | 31.46% |
| c. | County Road | 27 | 0.61% |
| d. | State Highway | 351 | 7.91% |
| e. | Private Property or Other | 8 | 0.18% |
| 03. Was Race known prior to Stop | | | |
| a. | NO | 4,402 | 99.14% |
| b. | YES | 38 | 0.86% |
| 04. Race or Ethnicity | | | |
| a. | Alaska/ Native American/ Indian | 15 | 0.34% |
| b. | Asian/ Pacific Islander | 21 | 0.47% |
| c. | Black | 406 | 9.14% |
| d. | White | 1,114 | 25.09% |
| e. | Hispanic/ Latino | 1,338 | 30.14% |
| 05. Gender: | | | |
| a. | Female | 1695 | 38.18% |
| | i. Alaska/ Native American/ Indian | 0 | 0.00% |
| | ii. Asian/ Pacific Islander | 8 | 0.47% |
| | iii. Black | 141 | 8.32% |
| | iv. White | 768 | 45.31% |
| | v. Hispanic/ Latino | 778 | 45.90% |
| b. | Male | 2,745 | 61.82% |
| | i. Alaska/ Native American/ Indian | 15 | 0.55% |
| | ii. Asian/ Pacific Islander | 13 | 0.47% |
| | iii. Black | 265 | 9.65% |
| | iv. White | 1,114 | 40.58% |
| | v. Hispanic/ Latino | 1,338 | 48.74% |

06. Reason for Stop:

| | | | | |
|----|------------------------------------|-------|--------|--------|
| a. | Violation of Law | 157 | 3.54% | |
| | i. Alaska/ Native American/ Indian | | 0 | 0.00% |
| | ii. Asian/ Pacific Islander | | 0 | 0.00% |
| | iii. Black | | 15 | 9.55% |
| | iv. White | | 68 | 43.31% |
| | v. Hispanic/ Latino | | 74 | 47.13% |
| b. | Pre-Existing Knowledge | 4 | 0.09% | |
| | i. Alaska/ Native American/ Indian | | 0 | 0.00% |
| | ii. Asian/ Pacific Islander | | 0 | 0.00% |
| | iii. Black | | 1 | 25.00% |
| | iv. White | | 2 | 50.00% |
| | v. Hispanic/ Latino | | 1 | 25.00% |
| c. | Moving Traffic Violation | 2,949 | 66.42% | |
| | i. Alaska/ Native American/ Indian | | 13 | 0.44% |
| | ii. Asian/ Pacific Islander | | 17 | 0.58% |
| | iii. Black | | 271 | 9.19% |
| | iv. White | | 1290 | 43.74% |
| | v. Hispanic/ Latino | | 1,358 | 46.05% |
| d. | Vehicle Traffic Violation | 1330 | 29.95% | |
| | i. Alaska/ Native American/ Indian | | 2 | 0.15% |
| | ii. Asian/ Pacific Islander | | 4 | 0.30% |
| | iii. Black | | 119 | 8.95% |
| | iv. White | | 522 | 39.25% |
| | v. Hispanic/ Latino | | 683 | 51.35% |

07. Was a Search Conducted

| | | | | |
|----|------------------------------------|------|--------|--------|
| a. | NO | 4236 | 95.41% | |
| | i. Alaska/ Native American/ Indian | | 15 | 0.35% |
| | ii. Asian/ Pacific Islander | | 20 | 0.47% |
| | iii. Black | | 373 | 8.81% |
| | iv. White | | 1,821 | 42.99% |
| | v. Hispanic/ Latino | | 2,007 | 47.38% |
| b. | YES | 204 | 4.59% | |
| | i. Alaska/ Native American/ Indian | | 0 | 0.00% |
| | ii. Asian/ Pacific Islander | | 1 | 0.49% |
| | iii. Black | | 33 | 16.18% |
| | iv. White | | 61 | 29.90% |
| | v. Hispanic/ Latino | | 109 | 53.43% |

08. Reason for Search

| | | | | |
|----|------------------------------------|-----|-------|--------|
| a. | Consent | 6 | 0.14% | |
| | i. Alaska/ Native American/ Indian | | 0 | 0.00% |
| | ii. Asian/ Pacific Islander | | 0 | 0.00% |
| | iii. Black | | 1 | 16.67% |
| | iv. White | | 2 | 33.33% |
| | v. Hispanic/ Latino | | 3 | 50.00% |
| b. | Contraband in Plain View | 22 | 0.50% | |
| | i. Alaska/ Native American/ Indian | | 0 | 0.00% |
| | ii. Asian/ Pacific Islander | | 0 | 0.00% |
| | iii. Black | | 4 | 18.18% |
| | iv. White | | 7 | 31.82% |
| | v. Hispanic/ Latino | | 11 | 50.00% |
| c. | Probable Cause | 164 | 3.69% | |
| | i. Alaska/ Native American/ Indian | | 0 | 0.00% |
| | ii. Asian/ Pacific Islander | | 1 | 0.61% |
| | iii. Black | | 25 | 15.24% |
| | iv. White | | 49 | 29.88% |
| | v. Hispanic/ Latino | | 89 | 54.27% |
| d. | Inventory | 9 | 0.20% | |
| | i. Alaska/ Native American/ Indian | | 0 | 0.00% |
| | ii. Asian/ Pacific Islander | | 0 | 0.00% |
| | iii. Black | | 2 | 22.22% |
| | iv. White | | 3 | 33.33% |
| | v. Hispanic/ Latino | | 4 | 44.44% |
| e. | Incident to Arrest | 3 | 0.07% | |
| | i. Alaska/ Native American/ Indian | | 0 | 0.00% |
| | ii. Asian/ Pacific Islander | | 0 | 0.00% |
| | iii. Black | | 1 | 33.33% |
| | iv. White | | 0 | 0.00% |
| | v. Hispanic/ Latino | | 2 | 66.67% |

09. Was Contraband Discovered

| | | | | |
|----|------------------------------------|-----|-------|--------|
| a. | YES | 158 | 3.56% | |
| | i. Alaska/ Native American/ Indian | | 0 | 0.00% |
| | Finding resulted in arrest - YES | | 0 | |
| | Finding resulted in arrest - NO | | 0 | |
| | ii. Asian/ Pacific Islander | | 1 | 0.63% |
| | Finding resulted in arrest - YES | | 0 | |
| | Finding resulted in arrest - NO | | 0 | |
| | iii. Black | | 25 | 15.82% |
| | Finding resulted in arrest - YES | | 0 | |
| | Finding resulted in arrest - NO | | 0 | |
| | iv. White | | 42 | 26.58% |
| | Finding resulted in arrest - YES | | 0 | |
| | Finding resulted in arrest - NO | | 0 | |
| | v. Hispanic/ Latino | | 90 | 56.96% |
| | Finding resulted in arrest - YES | | 0 | |
| | Finding resulted in arrest - NO | | 0 | |
| b. | NO | 46 | 1.04% | |
| | i. Alaska/ Native American/ Indian | | 0 | 0.00% |
| | ii. Asian/ Pacific Islander | | 0 | 0.00% |
| | iii. Black | | 8 | 17.39% |
| | iv. White | | 19 | 41.30% |
| | v. Hispanic/ Latino | | 19 | 41.30% |

10. Description of Contraband

| | | | | |
|----|------------------------------------|-----|-------|---------|
| a. | Drugs | 125 | 2.82% | |
| | i. Alaska/ Native American/ Indian | | 0 | 0.00% |
| | ii. Asian/ Pacific Islander | | 1 | 0.80% |
| | iii. Black | | 21 | 16.80% |
| | iv. White | | 36 | 28.80% |
| | v. Hispanic/ Latino | | 67 | 53.60% |
| b. | Currency | 0 | 0.00% | |
| | i. Alaska/ Native American/ Indian | | 0 | #DIV/0! |
| | ii. Asian/ Pacific Islander | | 0 | #DIV/0! |
| | iii. Black | | 0 | #DIV/0! |
| | iv. White | | 0 | #DIV/0! |
| | v. Hispanic/ Latino | | 0 | #DIV/0! |
| c. | Weapons | 0 | 0.00% | |
| | i. Alaska/ Native American/ Indian | | 0 | #DIV/0! |
| | ii. Asian/ Pacific Islander | | 0 | #DIV/0! |
| | iii. Black | | 0 | #DIV/0! |
| | iv. White | | 0 | #DIV/0! |
| | v. Hispanic/ Latino | | 0 | #DIV/0! |
| d. | Alcohol | 34 | 0.77% | |
| | i. Alaska/ Native American/ Indian | | 0 | 0.00% |
| | ii. Asian/ Pacific Islander | | 0 | 0.00% |
| | iii. Black | | 4 | 11.76% |
| | iv. White | | 8 | 23.53% |
| | v. Hispanic/ Latino | | 22 | 64.71% |
| e. | Stolen Property | 0 | 0.00% | |
| | i. Alaska/ Native American/ Indian | | 0 | #DIV/0! |
| | ii. Asian/ Pacific Islander | | 0 | #DIV/0! |
| | iii. Black | | 4 | #DIV/0! |
| | iv. White | | 8 | #DIV/0! |
| | v. Hispanic/ Latino | | 22 | #DIV/0! |
| f. | Other | 9 | 0.20% | |
| | i. Alaska/ Native American/ Indian | | 0 | 0.00% |
| | ii. Asian/ Pacific Islander | | 0 | 0.00% |
| | iii. Black | | 1 | 11.11% |
| | iv. White | | 0 | 0.00% |
| | v. Hispanic/ Latino | | 8 | 88.89% |

11. Result of Stop

| | | | | |
|----|------------------------------------|-------|--------|---------|
| a. | Verbal Warning | 0 | 0.00% | |
| | i. Alaska/ Native American/ Indian | 0 | | #DIV/0! |
| | ii. Asian/ Pacific Islander | 0 | | #DIV/0! |
| | iii. Black | 0 | | #DIV/0! |
| | iv. White | 0 | | #DIV/0! |
| | v. Hispanic/ Latino | 0 | | #DIV/0! |
| b. | Written Warning | 3302 | 74.37% | |
| | i. Alaska/ Native American/ Indian | 11 | | 0.33% |
| | ii. Asian/ Pacific Islander | 17 | | 0.51% |
| | iii. Black | 301 | | 9.12% |
| | iv. White | 1,528 | | 46.27% |
| | v. Hispanic/ Latino | 1,445 | | 43.76% |
| c. | Citation | 1078 | 24.28% | |
| | i. Alaska/ Native American/ Indian | 4 | | 0.37% |
| | ii. Asian/ Pacific Islander | 4 | | 0.37% |
| | iii. Black | 97 | | 9.00% |
| | iv. White | 334 | | 30.98% |
| | v. Hispanic/ Latino | 639 | | 59.28% |
| d. | Written Warning and Arrest | 50 | 1.13% | |
| | i. Alaska/ Native American/ Indian | 0 | | 0.00% |
| | ii. Asian/ Pacific Islander | 0 | | 0.00% |
| | iii. Black | 7 | | 14.00% |
| | iv. White | 18 | | 36.00% |
| | v. Hispanic/ Latino | 25 | | 50.00% |
| e. | Citation and Arrest | 10 | 0.23% | |
| | i. Alaska/ Native American/ Indian | 0 | | 0.00% |
| | ii. Asian/ Pacific Islander | 0 | | 0.00% |
| | iii. Black | 1 | | 10.00% |
| | iv. White | 2 | | 20.00% |
| | v. Hispanic/ Latino | 7 | | 70.00% |
| f. | Arrest | 0 | 0.00% | |
| | i. Alaska/ Native American/ Indian | 0 | | #DIV/0! |
| | ii. Asian/ Pacific Islander | 0 | | #DIV/0! |
| | iii. Black | 0 | | #DIV/0! |
| | iv. White | 0 | | #DIV/0! |
| | v. Hispanic/ Latino | 0 | | #DIV/0! |

12. Arrest Based On

| | | | | |
|----|------------------------------------|----|-------|---------|
| a. | Violation of Penal Code | 35 | 0.79% | |
| | i. Alaska/ Native American/ Indian | | 0 | 0.00% |
| | ii. Asian/ Pacific Islander | | 0 | 0.00% |
| | iii. Black | | 4 | 11.43% |
| | iv. White | | 13 | 37.14% |
| | v. Hispanic/ Latino | | 18 | 51.43% |
| b. | Violation of Traffic Law | 5 | 0.11% | |
| | i. Alaska/ Native American/ Indian | | 0 | 0.00% |
| | ii. Asian/ Pacific Islander | | 0 | 0.00% |
| | iii. Black | | 2 | 40.00% |
| | iv. White | | 1 | 20.00% |
| | v. Hispanic/ Latino | | 2 | 40.00% |
| c. | Violation of City Ordinance | 1 | 0.02% | |
| | i. Alaska/ Native American/ Indian | | 0 | 0.00% |
| | ii. Asian/ Pacific Islander | | 0 | 0.00% |
| | iii. Black | | 0 | 0.00% |
| | iv. White | | 1 | 100.00% |
| | v. Hispanic/ Latino | | 0 | 0.00% |
| d. | Outstanding Warrant | 19 | 0.43% | |
| | i. Alaska/ Native American/ Indian | | 0 | 0.00% |
| | ii. Asian/ Pacific Islander | | 0 | 0.00% |
| | iii. Black | | 2 | 10.53% |
| | iv. White | | 5 | 26.32% |
| | v. Hispanic/ Latino | | 12 | 63.16% |

13. Was Physical Force Used

| | | | | |
|---------|---|-------|---------|---------|
| a. | NO | 4,440 | 100.00% | |
| | i. Alaska/ Native American/ Indian | | 15 | 0.34% |
| | ii. Asian/ Pacific Islander | | 21 | 0.47% |
| | iii. Black | | 406 | 9.14% |
| | iv. White | | 1,882 | 42.39% |
| | v. Hispanic/ Latino | | 2,116 | 47.66% |
| b. | YES | 0 | 0.00% | |
| | i. Alaska/ Native American/ Indian | | 0 | #DIV/0! |
| | ii. Asian/ Pacific Islander | | 0 | #DIV/0! |
| | iii. Black | | 0 | #DIV/0! |
| | iv. White | | 0 | #DIV/0! |
| | v. Hispanic/ Latino | | 0 | #DIV/0! |
| 13 b 1. | YES: Physical Force Resulting in Bodily Injury to Suspect | | 0 | #DIV/0! |
| 13 b 2. | YES: Physical Force Resulting in Bodily Injury to Officer | | 0 | #DIV/0! |
| 13 b 3. | YES: Physical Force Resulting in Bodily Injury to Both | | 0 | #DIV/0! |

14. Total Number of Racial Profiling Complaints Received

0

REPORT DATE COMPILED

February 9, 2022

Racial Profiling Report | Full report

Agency Name: Lockhart Police Department

Reporting Date: 02/01/2022

TCOLE Agency Number:

Chief Administrator: Chief Ernesto Pedraza

Agency Contact Information:

Phone: 512-398-4401

Email: epedraza@ps.lockhart-tx.org

Mailing Address: 214 Bufkin Lane, Lockhart, Texas 78644

This Agency filed a full report

The Lockhart Police Department has adopted a detailed written policy on racial profiling. Our policy:

- 1) clearly defines acts constituting racial profiling;
- 2) strictly prohibits peace officers employed by the Lockhart Police Department from engaging in racial profiling;
- 3) implements a process by which an individual may file a complaint with the Lockhart Police Department if the individual believes that a peace officer employed by the Lockhart Police Department has engaged in racial profiling with respect to the individual;
- 4) provides public education relating to the agency's complaint process;
- 5) requires appropriate corrective action to be taken against a peace officer employed by the Lockhart Police Department who, after an investigation, is shown to have engaged in racial profiling in violation of the Lockhart Police Department policy;
- 6) requires collection of information relating to motor vehicle stops in which a warning or citation is issued and to arrests made as a result of those stops, including information relating to:
 - a. the race or ethnicity of the individual detained;
 - b. whether a search was conducted and, if so, whether the individual detained consented to the search;

- c. whether the peace officer knew the race or ethnicity of the individual detained before detaining that individual;
- d. whether the peace officer used physical force that resulted in bodily injury during the stop;
- e. the location of the stop;
- f. the reason for the stop.

7) requires the chief administrator of the agency, regardless of whether the administrator is elected, employed, or appointed, to submit an annual report of the information collected under Subdivision (6) to:

- a. the Commission on Law Enforcement; and
- b. the governing body of each county or municipality served by the agency, if the agency is an agency of a county, municipality, or other political subdivision of the state.

The Lockhart Police Department has satisfied the statutory data audit requirements as prescribed in Article 2.133(c), Code of Criminal Procedure during the reporting period.

Executed by: Ernest Pedraza

Chief Administrator

Chief of Police

Date: February 9, 2022

Total stops: 4,440

Street address or approximate location of the stop

City street: 2,657

US highway: 1,397

State highway: 351

County road: 27

Private property or other: 9

Was race or ethnicity known prior to stop?

Yes: 38

No: 4,402

Race or ethnicity

Alaska Native/American Indian: 15

Asian/Pacific Islander: 21

Black: 406

White: 1,882

Hispanic/Latino: 2,116

Gender

Female:

Total 1,695

Alaska Native/American Indian 0

Asian/Pacific Islander 8

Black 141

White 768 Hispanic/Latino 778

Male:

Total 2,745

Alaska Native/American Indian 15

Asian/Pacific Islander 13

Black 265

White 1,114 Hispanic/Latino 1,338

Reason for stop?

Violation of law:

Total 157

Alaska Native/American Indian 0

Asian/Pacific Islander 0

Black 15

White 68 Hispanic/Latino 74

Pre existing knowledge: _____

Total 4

Alaska Native/American Indian 0

Asian/Pacific Islander 0

Black 1

White 2 Hispanic/Latino 1

Moving traffic violation: _____

Total 2,949

Alaska Native/American Indian 13

Asian/Pacific Islander 17

Black 271

White 1,290 Hispanic/Latino 1,358

Vehicle traffic violation: _____

Total 1,330

Alaska Native/American Indian 2

Asian/Pacific Islander 4

Black 119

White 552 Hispanic/Latino 683

Was a search conducted?

Yes:

Total 204

Alaska Native/American Indian 0

Asian/Pacific Islander 1

Black 33

White 61 Hispanic/Latino 109

No:

Total 4,236

Alaska Native/American Indian 15

Asian/Pacific Islander 20

Black 373

White 1,821 Hispanic/Latino 2,007

Reason for Search?

Consent:

Total 6

Alaska Native/American Indian 0

Asian/Pacific Islander 0

Black 1

White 2 Hispanic/Latino 3

Contraband:

Total 22

Alaska Native/American Indian 0

Asian/Pacific Islander 0

Black 4

White 7 Hispanic/Latino 11

Probable cause:

Total 164

Alaska Native/American Indian 0

Asian/Pacific Islander 1

Black 25

White 49 Hispanic/Latino 89

Inventory:

Total 9

Alaska Native/American Indian 0

Asian/Pacific Islander 0

Black 2

White 3 Hispanic/Latino 4

Incident to arrest:

Total 3

Alaska Native/American Indian 0

Asian/Pacific Islander 0

Black 1

White 0 Hispanic/Latino 2

Was Contraband discovered?

Yes:

Total 158

Alaska Native/American Indian 0

Did the finding result in arrest (total should equal previous column)?

Yes _____ No _____

Asian/Pacific Islander 1

Yes _____ No _____

Black 25

Yes _____ No _____

White 42

Yes _____ No _____

Hispanic/Latino 90

Yes _____ No _____

No:

Total 46

Alaska Native/American Indian 0

Asian/Pacific Islander 0

Black 8

White 19 Hispanic/Latino 19

Description of contraband

Drugs:

Total 125

Alaska Native/American Indian 0

Asian/Pacific Islander 1

Black 21

White 36 Hispanic/Latino 67

Currency:

Total 0

Alaska Native/American Indian _____ Asian/Pacific Islander _____ Black _____
White _____ Hispanic/Latino _____

Weapons:

Total 0
Alaska Native/American Indian _____ Asian/Pacific Islander _____ Black _____
White _____ Hispanic/Latino _____

Alcohol:

Total 34
Alaska Native/American Indian 0 Asian/Pacific Islander 0 Black 4
White 8 Hispanic/Latino 22

Stolen property:

Total 0
Alaska Native/American Indian _____ Asian/Pacific Islander _____ Black _____
White _____ Hispanic/Latino _____

Other:

Total 9
Alaska Native/American Indian _____ Asian/Pacific Islander _____ Black 1
White _____ Hispanic/Latino 8

Result of the stop

Verbal warning:

Total 0
Alaska Native/American Indian _____ Asian/Pacific Islander _____ Black _____
White _____ Hispanic/Latino _____

Written warning:

Total 3,302
Alaska Native/American Indian 11 Asian/Pacific Islander 17 Black 301
White 1,528 Hispanic/Latino 1,445

Citation:

Total 1,078
Alaska Native/American Indian 4 Asian/Pacific Islander 4 Black 97
White 334 Hispanic/Latino 639

Written warning and arrest:

Total 50

Alaska Native/American Indian 0

Asian/Pacific Islander 0

Black 7

White 18 Hispanic/Latino 25

Citation and arrest:

Total 10

Alaska Native/American Indian 0

Asian/Pacific Islander 0

Black 1

White 2 Hispanic/Latino 7

Arrest:

Total 60

Alaska Native/American Indian 0

Asian/Pacific Islander 0

Black 8

White 20 Hispanic/Latino 32

Arrest based on

Violation of Penal Code:

Total 35

Alaska Native/American Indian 0

Asian/Pacific Islander 0

Black 4

White 13 Hispanic/Latino 18

Violation of Traffic Law:

Total 5

Alaska Native/American Indian 0

Asian/Pacific Islander 0

Black 2

White 1 Hispanic/Latino 2

Violation of City Ordinance:

Total 1

Alaska Native/American Indian 0

Asian/Pacific Islander 0

Black 0

White 1 Hispanic/Latino 0

Outstanding Warrant:

Total 19

Alaska Native/American Indian 0

Asian/Pacific Islander 0

Black 2

White 5 Hispanic/Latino 12

Was physical force resulting in bodily injury used during stop

Yes:

Total 0

Alaska Native/American Indian _____

Asian/Pacific Islander _____

Black _____

White _____ Hispanic/Latino _____

No:

Total 4,440

Alaska Native/American Indian 15

Asian/Pacific Islander 21

Black 406

White 1,882 Hispanic/Latino 2,116

Number of complaints of racial profiling

Total 0

Resulted in disciplinary action _____

Did not result in disciplinary action _____

Submitted electronically to the



The Texas Commission on Law Enforcement