

Racial Profiling Report | Full

Agency Name: LOCKHART POLICE DEPT.
Reporting Date: 02/10/2021
TCOLE Agency Number: 055201

Chief Administrator: ERNESTO PEDRAZA

Agency Contact Information:
Phone: (512) 398-4401
Email: epedraza@tps.lockhart-tx.org

Mailing Address:
214 BUFKIN LN.
LOCKHART, TX 78644

This Agency filed a full report

LOCKHART POLICE DEPT. has adopted a detailed written policy on racial profiling. Our policy:

- 1) clearly defines acts constituting racial profiling;
- 2) strictly prohibits peace officers employed by the LOCKHART POLICE DEPT. from engaging in racial profiling;
- 3) implements a process by which an individual may file a complaint with the LOCKHART POLICE DEPT. if the individual believes that a peace officer employed by the LOCKHART POLICE DEPT. has engaged in racial profiling with respect to the individual;
- 4) provides public education relating to the agency's complaint process;
- 5) requires appropriate corrective action to be taken against a peace officer employed by the LOCKHART POLICE DEPT. who, after an investigation, is shown to have engaged in racial profiling in violation of the LOCKHART POLICE DEPT. policy;
- 6) requires collection of information relating to motor vehicle stops in which a warning or citation is issued and to arrests made as a result of those stops, including information relating to:
 - a. the race or ethnicity of the individual detained;
 - b. whether a search was conducted and, if so, whether the individual detained consented to the search;
 - c. whether the peace officer knew the race or ethnicity of the individual detained before detaining that individual;
 - d. whether the peace officer used physical force that resulted in bodily injury during the stop;
 - e. the location of the stop;
 - f. the reason for the stop.
- 7) requires the chief administrator of the agency, regardless of whether the administrator is elected, employed, or appointed, to submit an annual report of the information collected under Subdivision (6) to:
 - a. the Commission on Law Enforcement; and
 - b. the governing body of each county or municipality served by the agency, if the agency is an agency of a county, municipality, or other political subdivision of the state.

The LOCKHART POLICE DEPT. has satisfied the statutory data audit requirements as prescribed in Article 2.133(c),

Code of Criminal Procedure during the reporting period.

Executed by: Ernesto Pedraza
Chief of Police

Date: 02/10/2021

Total stops: 3565

Street address or approximate location of the stop

City street	2542
US highway	794
County road	10
State highway	210
Private property or other	9

Was race or ethnicity known prior to stop?

Yes	11
No	3554

Race / Ethnicity

Alaska Native / American Indian	8
Asian / Pacific Islander	25
Black	379
White	1469
Hispanic / Latino	1684

Gender

Female	1351
Alaska Native / American Indian	3
Asian / Pacific Islander	4
Black	135
White	601
Hispanic / Latino	608
Male	2214
Alaska Native / American Indian	5
Asian / Pacific Islander	21
Black	244
White	868
Hispanic / Latino	1076

Reason for stop?

Violation of law	141
Alaska Native / American Indian	0
Asian / Pacific Islander	1
Black	12
White	71

Hispanic / Latino	57
Preexisting knowledge	6
Alaska Native / American Indian	0
Asian / Pacific Islander	0
Black	0
White	2
Hispanic / Latino	4
Moving traffic violation	1819
Alaska Native / American Indian	4
Asian / Pacific Islander	18
Black	179
White	826
Hispanic / Latino	792
Vehicle traffic violation	1599
Alaska Native / American Indian	4
Asian / Pacific Islander	6
Black	188
White	570
Hispanic / Latino	836
Was a search conducted?	
Yes	199
Alaska Native / American Indian	0
Asian / Pacific Islander	1
Black	22
White	64
Hispanic / Latino	112
No	3366
Alaska Native / American Indian	8
Asian / Pacific Islander	24
Black	357
White	1405
Hispanic / Latino	1572
Reason for Search?	
Consent	8
Alaska Native / American Indian	0
Asian / Pacific Islander	0
Black	0
White	3

Hispanic / Latino	5
Contraband	17
Alaska Native / American Indian	0
Asian / Pacific Islander	0
Black	0
White	12
Hispanic / Latino	5
Probable	154
Alaska Native / American Indian	0
Asian / Pacific Islander	1
Black	19
White	46
Hispanic / Latino	88
Inventory	16
Alaska Native / American Indian	0
Asian / Pacific Islander	0
Black	3
White	2
Hispanic / Latino	11
Incident to arrest	4
Alaska Native / American Indian	0
Asian / Pacific Islander	0
Black	0
White	1
Hispanic / Latino	3

Was Contraband discovered?

Yes **153**

Alaska Native / American Indian	0
Asian / Pacific Islander	0
Black	11
White	55
Hispanic / Latino	87

No **46**

Alaska Native / American Indian	0
Asian / Pacific Islander	1
Black	11
White	9
Hispanic / Latino	25

Did the finding result in arrest?

(total should equal previous column)

Yes	0	No	0
Yes	0	No	0
Yes	1	No	10
Yes	20	No	35
Yes	34	No	53

144

Description of contraband	
Drugs	128
Alaska Native / American Indian	0
Asian / Pacific Islander	0
Black	9
White	43
Hispanic / Latino	76
Weapons	0
Alaska Native / American Indian	0
Asian / Pacific Islander	0
Black	0
White	0
Hispanic / Latino	0
Currency	0
Alaska Native / American Indian	0
Asian / Pacific Islander	0
Black	0
White	0
Hispanic / Latino	0
Alcohol	29
Alaska Native / American Indian	0
Asian / Pacific Islander	0
Black	0
White	11
Hispanic / Latino	18
Stolen property	3
Alaska Native / American Indian	0
Asian / Pacific Islander	0
Black	0
White	2
Hispanic / Latino	1
Other	13
Alaska Native / American Indian	0
Asian / Pacific Islander	0
Black	0
White	4
Hispanic / Latino	7
Result of the stop	
Verbal warning	0

Alaska Native / American Indian	0
Asian / Pacific Islander	0
Black	0
White	0
Hispanic / Latino	0
Written warning	2528
Alaska Native / American Indian	6
Asian / Pacific Islander	16
Black	282
White	1092
Hispanic / Latino	1132
Citation	944
Alaska Native / American Indian	2
Asian / Pacific Islander	8
Black	90
White	352
Hispanic / Latino	492
Written warning and arrest	68
Alaska Native / American Indian	0
Asian / Pacific Islander	1
Black	6
White	18
Hispanic / Latino	43
Citation and arrest	25
Alaska Native / American Indian	0
Asian / Pacific Islander	0
Black	1
White	7
Hispanic / Latino	17
Arrest	93
Alaska Native / American Indian	0
Asian / Pacific Islander	1
Black	7
White	25
Hispanic / Latino	60
Arrest based on	
Violation of Penal Code	48
Alaska Native / American Indian	0
Asian / Pacific Islander	0

Black	0
White	16
Hispanic / Latino	32
Violation of Traffic Law	4
Alaska Native / American Indian	0
Asian / Pacific Islander	1
Black	1
White	2
Hispanic / Latino	0
Violation of City Ordinance	0
Alaska Native / American Indian	0
Asian / Pacific Islander	0
Black	0
White	0
Hispanic / Latino	0
Outstanding Warrant	41
Alaska Native / American Indian	0
Asian / Pacific Islander	0
Black	6
White	7
Hispanic / Latino	28

Was physical force resulting in bodily injury used during stop?

Yes	1
Alaska Native / American Indian	0
Asian / Pacific Islander	0
Black	0
White	0
Hispanic / Latino	1
No	3564
Alaska Native / American Indian	8
Asian / Pacific Islander	25
Black	379
White	1469
Hispanic / Latino	1683

Number of complaints of racial profiling

Total	0
Resulted in disciplinary action	0
Did not result in disciplinary action	0

Submitted electronically to the



The Texas Commission on Law Enforcement

Lockhart Police Department

Annual Racial Profiling Comprehensive Report: 2020



Introduction

This report contains the 2020 motor vehicle stops data compiled by the Lockhart Police Department. The department maintains a strong stance against racial profiling; the policy and practice are to provide law enforcement services and to enforce the law equally and fairly without discrimination toward any individuals or group. In 2020 Lockhart Police department had a complaint process where any allegations of racial profiling can be brought forward for investigation.

The report contains the following:

- Motor vehicle stops - by year and by race / ethnicity.
- └ Was race or ethnicity known prior to stop.
- └ Was search conducted.
- └ Searches resulting from those stops - by year, by race/ethnicity and by type; and
- └ Search results ("hit rate") - by year and by race/ethnicity.

Changes in this year's reporting:

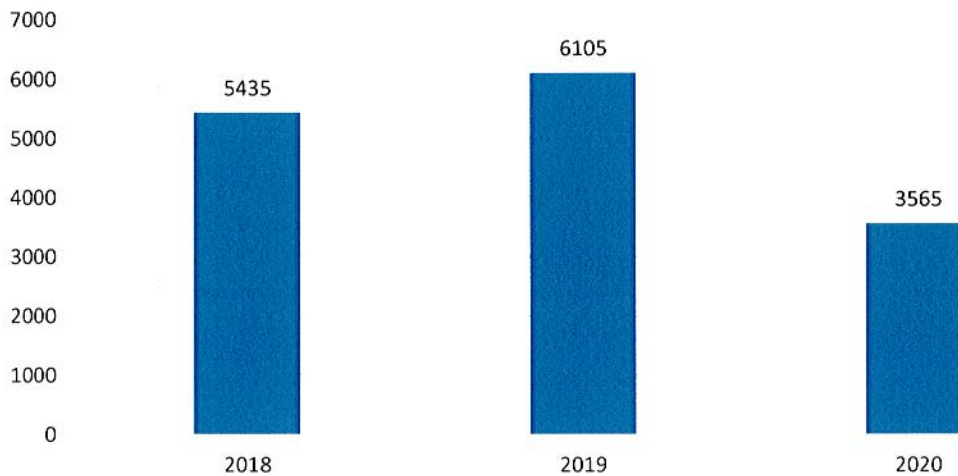
There were no changes in 2020 to Racial Profiling policy or report methodology. The racial profiling law's definition for "race or ethnicity" condensed to include only: Alaska native or American Indian; Asian or Pacific Islander; Black; White; and Hispanic or Latino. T.C.O.L.E. does not establish guidelines on how to report races outside its definition. Therefore, LPD has chosen to exclude these stops from the report to T.C.O.L.E. to preserve the actual counts of the reportable races.

This full report will continue to provide a more comprehensive representation of LPD stop and search data and include a comparative analysis of all traffic stops.

Motor vehicle stops.

As shown in the following chart, motor vehicle stops decreased 42% from 2019 to 2020. This decline was due to several limitations on officers' availability: a vacancy rate for patrol officers averaging 20% for 2020; and the COVID 19 pandemic, which limited officers' traffic enforcement.

Chart 1: Motor Vehicle Stops by Year



Stops by race/ethnicity in 2020 was like that seen in 2019.

Table 1: Motor Vehicle Stops by Race/Ethnicity

Race/Ethnicity	2018 Stops		2019 Stops		2020 Stops		Ethnic/Racial Breakdown
	Count	% of Total	Count	% of total	Count	% of total	
White	2420	44%	2764	45.28%	1469	41.19%	36.10%
Hispanic	2471	45%	2716	44.50%	1684	47.23%	53.30%
Black	500	9%	570	9.33%	379	10.64%	7.60%
Asian	32	.58%	38	.62%	25	.70%	2.8%
Native American	12	.22%	15	.24%	8	.22%	.40%

Was race or ethnicity known prior to stop?

- Yes – 11 = .30%
- No -3554 = 99.69%

Searches resulting from motor vehicle stops:

The number of searches resulting from motor vehicle stops increased 19.87%: from 166 in 2019 to 199 in 2020. The search rate (searches as a percent of stops) was 5.5% during 2020, up slightly from 2.7% during 2019 and 2.4% in 2018.

Chart 2: Searches by Year

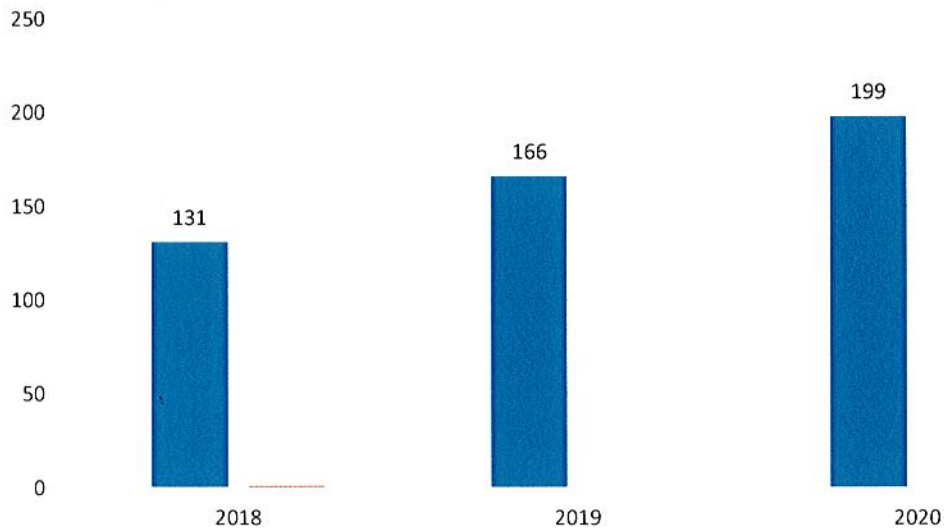


Table 2: Searches by Race/Ethnicity

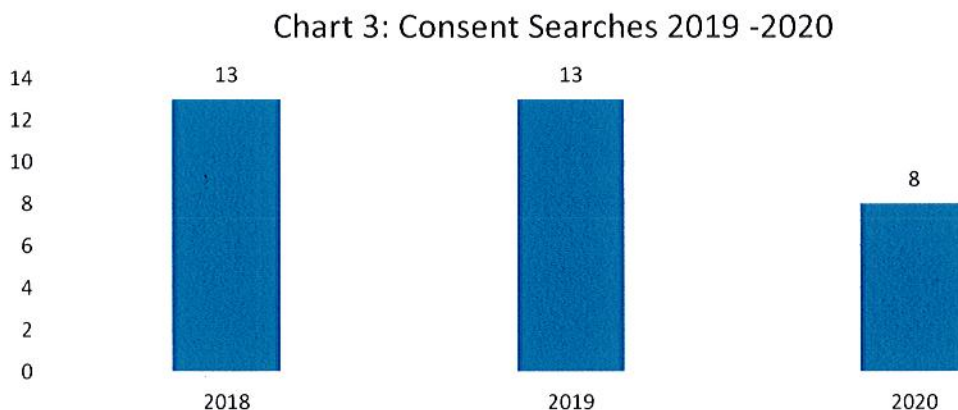
Race/Ethnicity	2018 Searches		2019 Searches		2020 Searches		Ethnic/Racial Breakdown
	Count	% of total	Count	% of total	Count	% of total	
White	34	26%	59	35.54%	64	31.65%	36.10%
Hispanic	70	53%	85	51.20%	112	56.28%	53.30%
Black	26	20%	22	13.25%	22	11.05%	7.60%
Asian	1	.76%	N/A	N/A	1	.50%	2.8%
Native American	N/A	N/A	N/A	N/A	N/A	N/A	.40%

Consent searches resulting from motor vehicle stops.

Searches that result from motor vehicle stops can be categorized as consent or non-consent searches:

- Consent searches occur when the officer asks for permission to conduct the search and the citizen consents to be searched. Under most circumstances, a driver must give permission for a search in writing before a consent search can be initiated.
- Non-consent searches occur after an arrest or if the officer develops probable cause. Probable cause requires reasonable grounds to suspect a person has committed or is committing a crime and gives an officer the legal authority to search without consent.

Consent searches have been consistent the last three years and decreased slightly from 13 in 2019 to 8 in 2020.



LPD Policy on (Search and Seizure, Consent) reinforces that officers should be deliberate when making search decisions:

Officers should be aware that overuse of the consent search can negatively impact the Department's relationship with our community and only request a consent search when they have an articulable reason why they believe the search is necessary and likely to produce evidence related to an investigation.

Searches search type and race/ethnicity.

The tables below show searches by type (consent, non-consent) and race/ethnicity. The number of non-consent searches remained the vast majority at 96% of total searches for 2020. The number of non-consent searches for 2019 are 92% of total searches. The number of non-consent searches for 2018 are 90% of total searches.

Table 3a: Search Types by Race/Ethnicity (2020)

Race/Ethnicity	Consent Search		Non-Consent Search	
	Count	% of total	Count	% of total
White	3	37.5%	61	31.94%
Hispanic	5	62.5	107	56.02%
Black	N/A	N/A	22	11.52%
Asian	N/A	N/A	1	.52%
Native American	N/A	N/A	N/A	N/A
Total	8	100%	191	100%

Table 3b: Search Types by Race/Ethnicity (2019)

Race/Ethnicity	Consent Search		Non-Consent Search	
	Count	% of total	Count	% of total
White	5	38.46%	54	35.3%%
Hispanic	8	61.54%	77	50.4%
Black	N/A	N/A	22	14.3%
Asian	N/A	N/A	N/A	N/A
Native American	N/A	N/A	N/A	N/A
Total	13	100%	153	100%

Table 3c: Search Types by Race/Ethnicity (2018)

Race/Ethnicity	Consent Search		Non-Consent Search	
	Count	% of total	Count	% of total
White	5	38.46%	29	24.57%
Hispanic	7	53.84%	63	53.38%
Black	1	7.69%	25	21.18
Asian	N/A	N/A	1	.84%
Native American	N/A	N/A	N/A	N/A
Total	13	100%	118	100%

Searches resulting from motor vehicle stops productive rates.

Productive searches are searches where contraband is found (e.g., drugs or weapons). The table below shows that, for all searches, productivity was 63% in 2018, 67% in 2019 and 77% in 2020.

Table 4: Productive Search Rates – All Searches

Race/Ethnicity	2018			2019			2020		
	Hits	Searches	Hit Rate	Hits	Searches	Hit Rate	Hits	Searches	Hit Rate
White	26	34	76.47%	48	59	81%	55	64	86%
Hispanic	40	70	57.14%	47	85	55%	87	104	78%
Black	16	26	61.53%	17	22	77%	11	22	50%
Asian	1	1	100%	N/A	N/A	N/A	N/A	1	100%
Native American	N/A	N/A	N/A	N/A	N/A	N/A	N/A	N/A	N/A
Total	83	131	63%	112	166	67%	153	199	77%

The table below shows that total consent searches produced a hit rate of 25%. Consent search hit rates are based on increasingly smaller counts each year; variability across races/ethnicities does not indicate a meaningful trend.

Table 5: Productive Search Rates - CONSENT Searches

Race/Ethnicity	2018			2019			2020		
	Hits	Searches	Hit Rate	Hits	Searches	Hit Rate	Hits	Searches	Hit Rate
White	4	5	80%	2	5	40%	1	3	33%
Hispanic	1	7	14.28%	2	8	25%	1	5	20%
Black	0	1	0	N/A	N/A	N/A	N/A	N/A	N/A
Asian	N/A	N/A	N/A	N/A	N/A	N/A	N/A	N/A	N/A
Native American	N/A	N/A	N/A	N/A	N/A	N/A	N/A	N/A	N/A
Total	5	13	38.46%	4	13	31%	2	8	25%

Lockhart Police Department

2020 Racial Profiling Report Comparative Analysis

Total Traffic Stops by Lockhart Police Department = 3565 100%

U.S. Census Bureau 2019 American Community Survey Population and Racial & Ethnic Breakdown

Population Estimate of Lockhart 14,333

Traffic Stops Comparative Analysis

.01 Gender:Female = 1351 37.90% 54.20%
 a. Alaska Native/ American Indian = 3 0.22%
 b. Asian/Pacific Islancer = 4 0.30%
 c. Black = 135 9.99%
 d. White = 600 44.41%
 e. Hispanic/Latino = 608 45.00%

Gender: Male = 2214 62.10% 45.80%
 a. Alaska Native/ American Indian = 5 0.23%
 b. Asian/Pacific Islancer = 21 0.95%
 c. Black = 244 11.02%
 d. White = 867 39.16%
 e. Hispanic/Latino = 1074 48.51%

Total = 3565

.02 Race or Ethnicity

a. Alaska Native/ American Indian = 8 0.22% 0.40%
 b. Asian/Pacific Islancer = 25 0.70% 2.80%
 c. Black = 379 10.63% 7.60%
 d. White = 1469 41.21% 36.10%
 e. Hispanic/Latino = 1684 47.24% 53.30%

Total = 3565

Lockhart Police Department

2020 Racial Profiling Report Comparative Analysis

.03 Was Race or Ethnicity known prior to Stop				
a.	NO	=	3554	99.69%
b.	YES	=	11	0.31%
Total	=		3565	
.04 Reason for Stop				
c.	Moving Traffic Violations	=	1819	
i.	Alaska Native/ American Indian		4	0.22% 0.40%
ii.	Asian/Pacific Islander		18	0.99% 2.80%
iii.	Black		179	9.84% 7.60%
IV	White		826	45.41% 36.10%
V	Hispanic/Latino		792	43.54% 53.30%
b.	Pre-Existing Knowledge		6	
i.	Alaska Native/ American Indian		0	0.00% 0.40%
ii.	Asian/Pacific Islander		0	0.00% 2.80%
iii.	Black		0	0.00% 7.60%
IV	White		2	33.33% 36.10%
V	Hispanic/Latino		4	66.67% 53.30%
d.	Vehicle Traffic Violation	=	1599	
i.	Alaska Native/ American Indian		4	0.25% 0.40%
ii.	Asian/Pacific Islander		6	0.38% 2.80%
iii.	Black		188	11.76% 7.60%
IV	White		570	35.65% 36.10%
V	Hispanic/Latino		831	51.97% 53.30%
a.	Violation of Law	=	141	
i.	Alaska Native/ American Indian	=	0	0.00% 0.40%
ii.	Asian/Pacific Islander		1	0.71% 2.80%
iii.	Black		12	8.51% 7.60%
IV	White		71	50.35% 36.10%
V	Hispanic/Latino		57	40.43% 53.30%
Total	=		3565	

Lockhart Police Department

2020 Racial Profiling Report Comparative Analysis

.05 Location of Stop:

a.	City Street	=	2542	71.30%
b.	US Highway	=	794	22.27%
c.	County Road	=	10	0.28%
d.	State Highway	=	210	5.89%
e.	Private Property or Other	=	9	0.25%

Total = 3565

.06 Was a Search conducted:

a.	No	=	3366		
	i. Alaska Native/ American Indian		8	0.24%	0.40%
	ii. Asian/Pacific Islancer		24	0.71%	2.80%
	iii. Black		357	10.61%	7.60%
	IV White		1405	41.74%	36.10%
	V Hispanic/Latino		1572	46.70%	53.30%
b.	Yes	=	199		
	i. Alaska Native/ American Indian		0	0.00%	0.40%
	ii. Asian/Pacific Islancer		1	0.50%	2.80%
	iii. Black		22	11.06%	7.60%
	IV White		64	32.16%	36.10%
	V Hispanic/Latino		112	56.28%	53.30%

Total = 3565

.07 Reason for Search

a.	Consent	=	8	4.02%	
	i. Alaska Native/ American Indian		0	0.00%	0.40%
	ii. Asian/Pacific Islancer		0	0.00%	2.80%
	iii. Black		0	0.00%	7.60%
	IV White		3	37.50%	36.10%
	V Hispanic/Latino		5	62.50%	53.30%

Lockhart Police Department

2020 Racial Profiling Report Comparative Analysis

b.	Contraband in Pain View	=	17		8.54%	
	i. Alaska Native/ American Indian		0		0.00%	0.40%
	ii. Asian/Pacific Islancer		0		0.00%	2.80%
	iii. Black		0		0.00%	7.60%
	IV White		12		70.59%	36.10%
	V Hispanic/Latino		5		29.41%	53.30%
c.	Incident to Arrest	=	4		2.01%	
	i. Alaska Native/ American Indian		0		0.00%	0.40%
	ii. Asian/Pacific Islancer		0		0.00%	2.80%
	iii. Black		0		0.00%	7.60%
	IV White		1		25.00%	36.10%
	V Hispanic/Latino		3		75.00%	53.30%
d.	Inventory	=	16		8.04%	
	i. Alaska Native/ American Indian		0		0.00%	0.40%
	ii. Asian/Pacific Islancer		0		0.00%	2.80%
	iii. Black		3		18.75%	7.60%
	IV White		2		12.50%	36.10%
	V Hispanic/Latino		11		68.75%	53.30%
e.	Probable Cause	=	154		58.79%	
	i. Alaska Native/ American Indian		0		0.00%	0.40%
	ii. Asian/Pacific Islancer		1		0.65%	2.80%
	iii. Black		19		12.34%	7.60%
	IV White		46		29.87%	36.10%
	V Hispanic/Latino		88		57.14%	53.30%

Total = 199

Lockhart Police Department

2020 Racial Profiling Report Comparative Analysis

.08 Was Contraband Discovered:

a. Yes	=	153		77%	
i. Alaska Native/ American Indian		0	0.00%	0.40%	
ii. Asian/Pacific Islander		0	0.00%	2.80%	
iii. Black		11	7.19%	7.60%	
IV White		55	35.95%	36.10%	
V Hispanic/Latino		87	56.86%	53.30%	
b. No		46		23%	
i. Alaska Native/ American Indian		0	0.00%	0.40%	
ii. Asian/Pacific Islander		1	2.17%	2.80%	
iii. Black		11	23.91%	7.60%	
IV White		9	19.57%	36.10%	
V Hispanic/Latino		25	54.35%	53.30%	

Total = 199

.09 Description of Contraband

a. Drugs	=	128			
i. Alaska Native/ American Indian		0	0.00%	0.40%	
ii. Asian/Pacific Islander		0	0.00%	2.80%	
iii. Black		9	7.03%	7.60%	
IV White		43	33.59%	36.10%	
V Hispanic/Latino		76	59.38%	53.30%	
b. Currency	=	0			
c. Weapons	=	0			
d. Alcohol		29			
i. Alaska Native/ American Indian		0	0.00%	0.40%	
ii. Asian/Pacific Islander		0	0.00%	2.80%	
iii. Black		0	0.00%	7.60%	
IV White		11	37.93%	36.10%	

Lockhart Police Department

2020 Racial Profiling Report Comparative Analysis

	V Hispanic/Latino	18	62.07%	53.30%
e.	Stolen Property	3		
	i. Alaska Native/ American Indian	0	0.00%	0.40%
	ii. Asian/Pacific Islander	0	0.00%	2.80%
	iii. Black	0	0.00%	7.60%
	IV White	2	66.67%	36.10%
	V Hispanic/Latino	1	33.33%	53.30%
f.	Other	13		
	i. Alaska Native/ American Indian	0	0.00%	0.40%
	ii. Asian/Pacific Islander	0	0.00%	2.80%
	iii. Black	2	15.38%	7.60%
	IV White	4	30.77%	36.10%
	V Hispanic/Latino	7	53.85%	53.30%
Total	=	173		

10. Result of Stop

a.	Citation	944		
	i. Alaska Native/ American Indian	2	0.21%	0.40%
	ii. Asian/Pacific Islander	8	0.85%	2.80%
	iii. Black	90	9.53%	7.60%
	IV White	352	37.29%	36.10%
	V Hispanic/Latino	492	52.12%	53.30%
b.	Citation and Arrest	25		
	i. Alaska Native/ American Indian	0	0.00%	0.40%
	ii. Asian/Pacific Islander	0	0.00%	2.80%
	iii. Black	1	4.00%	7.60%
	IV White	7	28.00%	36.10%
	V Hispanic/Latino	17	68.00%	53.30%
c.	Written Warning	2528		
	i. Alaska Native/ American Indian	6	0.24%	0.40%

Lockhart Police Department

2020 Racial Profiling Report Comparative Analysis

ii. Asian/Pacific Islander	16	0.63%	2.80%
iii. Black	282	11.16%	7.60%
IV White	1,092	43.20%	36.10%
V Hispanic/Latino	1,132	44.78%	53.30%
d. Written Warning and Arrest	68		
i. Alaska Native/ American Indian	0	0.00%	0.40%
ii. Asian/Pacific Islander	1	1.47%	2.80%
iii. Black	6	8.82%	7.60%
IV White	18	26.47%	36.10%
V Hispanic/Latino	43	63.24%	53.30%
Total	=		3565

Lockhart Police Department

2020 Racial Profiling Report Comparative Analysis

11. Arrest Based on

a.	Outstanding Warrant	41		
	i. Alaska Native/ American Indian	0	0.00%	0.40%
	ii. Asian/Pacific Islander	0	0.00%	2.80%
	iii. Black	6	14.63%	7.60%
	IV White	7	17.07%	36.10%
	V Hispanic/Latino	28	68.29%	53.30%
b.	Violation of Penal Code	48		
	i. Alaska Native/ American Indian	0	0.00%	0.40%
	ii. Asian/Pacific Islander	0	0.00%	2.80%
	iii. Black	0	0.00%	7.60%
	IV White	16	33.33%	36.10%
	V Hispanic/Latino	32	66.67%	53.30%
	b. Violation of Traffic Law	4		
	i. Alaska Native/ American Indian	0	0.00%	0.40%
	ii. Asian/Pacific Islander	1	25.00%	2.80%
	iii. Black	1	25.00%	7.60%
	IV White	2	50.00%	36.10%
	V Hispanic/Latino	0	0.00%	53.30%

Total = 93

12. Was Physical Force Used Resulting in Bodily Injury Used During Stop?

a.	No	3564		
	i. Alaska Native/ American Indian	8	0.22%	0.40%
	ii. Asian/Pacific Islander	25	0.70%	2.80%
	iii. Black	379	10.63%	7.60%
	IV White	1469	41.22%	36.10%
	V Hispanic/Latino	1683	47.22%	53.30%
b.	Yes	1		
	i. Alaska Native/ American Indian	0	0.00%	0.40%

Lockhart Police Department

2020 Racial Profiling Report Comparative Analysis

	ii. Asian/Pacific Islander	0	0.00%	2.80%
	iii. Black	0	0.00%	7.60%
	IV White	0	0.00%	36.10%
	V Hispanic/Latino	1	100.00%	53.30%
Total	=	3565		

13. Was Arrest due to Contraband Found?

	i. Alaska Native/ American Indian	0		0.40%
	ii. Asian/Pacific Islander	0		2.80%
	iii. Black	1		7.60%
	IV White	20		36.10%
	V Hispanic/Latino	34		53.30%
Total	=	55		

14. Total number of Racial Profiling complaints received 0

Report Date Completed

2/1/2021